



PETOL HYDRA-TORK UNITS




PETOL HYDRA-TORK UNITS are designed for fast and easy operation when making up or breaking out pipe and tool joints. The units are equipped with PETOL Pulldown Visetongs and Tongvises to provide the greatest strength while minimizing marks on pipe surfaces. The heat-treated PETOL Special Chains on these tools are easily adjusted without disassembling the chain sections. The remote control console for the hydraulic system provides pressure gauges with exact read-out in ft.-lbs. of torque, as well as PSI. For added safety, a controlled pressure relief valve allows the operator to adjust the working pressure for each job. When the set pressure is accomplished the system stops torquing.


PETOL HYDRA-TORK UNITS are designed in a manner that enable them to be adapted to meet the many different requirements of each downhole tool manufacturer and service shop. Please call our factory for any custom design requirements needed.

| CATALOG NO. | O.D. | WEIGHT | MAXIMUM WORKING LOAD |
|-------------|----------|------------|----------------------|
| U115H | 2" – 8" | 1,255 lbs. | 14,000 ft.-lbs. |
| U116H | 4" – 14" | 2,860 lbs. | 50,000 ft.-lbs. |
| U118 | 4" – 24" | 3,380 lbs. | 90,000 ft.-lbs. |
| U120 | 6" – 24" | 5,500 lbs. | 235,000 ft.-lbs. |

A product video can be downloaded from www.gearench.com.



PETOL PORTABLE HYDRA-TORK UNITS get the job done right by providing added safety, convenience, and speed in breaking out drill stem and drilling tools, as well as exactness in measuring torque. A controlled pressure relief valve on electric and gas power consoles allows the operator to adjust the working pressure for each job. When the set pressure is accomplished the system stops torquing. These portable units cover a wide range of diameters and torque requirements. The PETOL Special Chains used with the U1344, U4174, and U8184 units are equipped with heavy duty bolts which make it possible to quickly change from one O.D. size to another.



| CATALOG NO. | O.D. | WEIGHT | MAXIMUM WORKING LOAD |
|-------------|-------------|-----------|----------------------|
| U1344 | 1" – 6" | 180 lbs. | 5,000 ft.-lbs. |
| U4174 | 3" – 8-1/4" | 510 lbs. | * |
| U8184 | 4" – 14" | 1400 lbs. | ** |

*TORQUES VARY ACCORDING TO O.D. SEE TORQUE TABLE FOR DA4174-L08 ON PAGE 72.

**TORQUES VARY ACCORDING TO O.D. SEE TORQUE TABLE FOR DA8184-C09 ON PAGE 72.

WARNING!

Do Not Exceed Maximum Working Load.
Overloading may result in injury or death.

Always use a load cell or other calibrated indicating device to monitor the line pull on the tong to avoid overload.

Read Safe Practices & Procedures Manual prior to operation. Do not operate without a manual.

Follow OSHA, NSC, etc. standards, safe practices, and procedures.

NOTE: SAFE PRACTICES & PROCEDURES MANUAL CAN BE FOUND ON PAGES 1-7 OF THIS CATALOG.